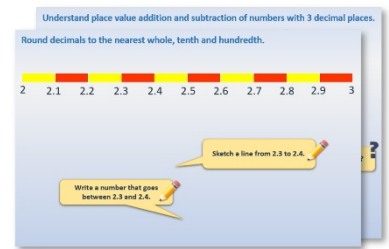


# Year 4: Week 3, Day 4


## Times tables

Each day covers one maths topic. It should take you about 1 hour or just a little more.

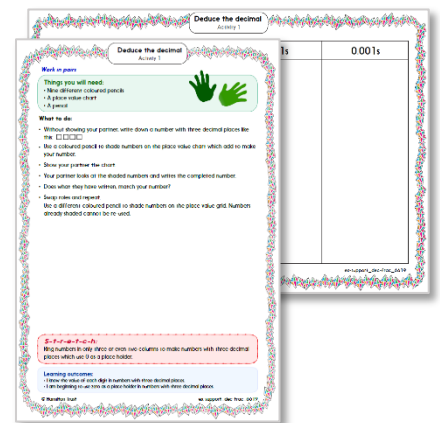
1. Start by reading through the **Learning Reminders**. They come from our *PowerPoint* slides.



2. Tackle the questions on the **Practice Sheet**. There might be a choice of either **Mild** (easier) or **Hot** (harder)! Check the answers.



3. Finding it tricky? That's OK... have a go with a grown-up at **A Bit Stuck?**



4. I Think you've cracked it? Whizzed through the Practice Sheets? Have a go at the **Investigation**...

## Learning Reminders

Know multiplication and division facts for the 9 times table.

We can use our hands to show the 9 times table!

Hold out your hands, with palms facing toward you. Fold down the **second finger** from the left (including thumb).

You have **1 thumb** standing up before the folded down finger, and **8 fingers** after it, 1 ten and 8 ones making 18. That's **two 9s**!

Put your second finger back up and fold down your **third finger**. This gives the answer to **three 9s**, can you see it?

Put your third finger back up and fold down your **fourth finger**. This gives the answer to **four 9s**! Carry on and find 5, 6, 7, 8 and 9 nines.

## Learning Reminders

Know multiplication and division facts for the 9 times table.

Let's look at the multiples of 9.

Up to 90, what happens to the 1s and the 10s each time?

What happens when we find the **digit sum** for each multiple?  
For example  $2 + 7$ , or  $5 + 4$ ?

9  
18  
27  
36  
45  
54  
63  
72  
81  
90  
99  
108



What's a good way to remember  $11 \times 9$  and  $12 \times 9$ ?

## Learning Reminders

Know the 11 times table.

$$1 \times 11 = 11$$

$$2 \times 11 = 22$$

$$3 \times 11 = 33$$

$$4 \times 11 = 44$$

$$5 \times 11 = 55$$

$$6 \times 11 = 66$$

$$7 \times 11 = 77$$

$$8 \times 11 = 88$$

$$9 \times 11 = 99$$

$$10 \times 11 = 110$$

$$11 \times 11 = 121$$

$$12 \times 11 = 132$$

Let's look at  
the **11× table**.

Can you see any  
patterns?  
The 11 times table  
is pretty easy!

If we know  $10 \times 11 = 110$   
we can add 11 to find  
 $11 \times 11$  and then 11  
more to find  $12 \times 11$ .

## Learning Reminders

Know the 12 times table.

$$1 \times 12 = 12$$

$$2 \times 12 = 24$$

$$3 \times 12 = 36$$

$$4 \times 12 = 48$$

$$5 \times 12 = 60$$

$$6 \times 12 = 72$$

$$7 \times 12 = 84$$

$$8 \times 12 = 96$$

$$9 \times 12 = 108$$

$$10 \times 12 = 120$$

$$11 \times 12 = 132$$

$$12 \times 12 = 144$$

Let's try the  
**12× table.**

We can add 12 each  
time...

...or can use our 10s  
and 2s.

For example,  $7 \times 12$ .  
We know  $7 \times 10 = 70$  and  $7 \times 2 = 14$   
so  $7 \times 12 = 70 + 14 = 84$ .

## Practice Sheet Mild

### Multiplication and division practice

Complete the multiplication grid:

1	2	3	4	5	6	7	8	9	10	11	12
2	4	6	8	10	12	14	16		20	22	24
3		9	12	15		21	24	27	30	33	36
4	8			20	24	28	32	36	40	44	48
5	10	15		25	30	35	40	45	50	55	
6	12	18	24	30	36	42	48	54	60		
7	14	21	28	35	42	49		63	70	77	
8	16	24	32	40		56			80	88	96
9	18			45	54	63	72	81		99	108
10	20	30	40	50	60	70	80	90	100		120
11	22	33		55	66	77	88		110		132
12	24		48	60	72	84	96	108	120		

#### Challenge

Use the grid to complete these division facts:

$$\square \div 5 = 8$$

$$42 \div \square = 7$$

$$11 = \square \div 12$$

$$36 \div \square = 4$$

$$9 = \square \div 12$$

$$110 \div 11 = \square$$

## Practice Sheet Hot

### Multiplication and division practice

Complete the multiplication grid:

1	2	3	4	5	6	7	8	9	10	11	12
2	4	6	8	10	12	14	16				
3				15					30	33	
4	8			20					40		
5	10	15		25	30	35	40	45	50	55	
6								54			
7				35					70		
8	16										
9											
10	20	30	40	50	60	70	80	90			
11											
12	24										

#### Challenge

Use the grid to complete these division facts:

$$\square \div 5 = 8$$

$$42 \div \square = 7$$

$$11 = \square \div 12$$

$$36 \div \square = 4$$

$$9 = \square \div 12$$

$$110 \div 11 = \square$$

# Practice Sheet Answers

## Multiplication and division answers (Mild) and (Hot)

1	2	3	4	5	6	7	8	9	10	11	12
2	4	6	8	10	12	14	16	18	20	22	24
3	6	9	12	15	18	21	24	27	30	33	36
4	8	12	16	20	24	28	32	36	40	44	48
5	10	15	20	25	30	35	40	45	50	55	60
6	12	18	24	30	36	42	48	54	60	66	72
7	14	21	28	35	42	49	56	63	70	77	84
8	16	24	32	40	48	56	64	72	80	88	96
9	18	27	36	45	54	63	72	81	90	99	108
10	20	30	40	50	60	70	80	90	100	110	120
11	22	33	44	55	66	77	88	99	110	121	132
12	24	36	48	60	72	84	96	108	120	132	144

### Challenge

$$40 \div 5 = 8$$

$$42 \div 6 = 7$$

$$11 = 132 \div 12$$

$$36 \div 9 = 4$$

$$9 = 108 \div 12$$

$$110 \div 11 = 10$$




## A Bit Stuck? Fantastic facts

### Work in pairs

#### Things you will need:

- A set of 0 to 12 cards
- Multiples strips
- A pencil



#### What to do:

- Choose a times table from 2, 3, 4, 5 and 10 which you think you both know fairly well, but not perfectly.
- Find the matching multiples strip.
- Shuffle a pack of 0 to 12 cards and turn face down.
- Turn them over one at a time.  
Multiply the number on the card by the number of your chosen times table.
- Cross off the answer on the multiples strip. If the answer isn't there, try again!
- See if you can get through the whole pack of cards.
- If you don't know a fact, use 'clever counting' to work it out.
- Repeat the game but for a times table which you don't know so well.
- If time, repeat, or choose another times table.

#### ***S-t-r-e-t-c-h:***

Play the games without using the multiple strip. Write down each answer, then check your answers with the strip after the game.

#### Learning outcomes:

- I know the 2, 5 and 10 times tables.
- I am beginning to know the 3 and 4 times tables.

**A Bit Stuck?**  
**Fantastic facts**

<b>Multiples of 2</b>	0	10	8	22	2	12	20	4	18	14	6	16	24
-----------------------	---	----	---	----	---	----	----	---	----	----	---	----	----

<b>Multiples of 3</b>	9	3	24	15	6	21	30	0	12	33	18	36	27
-----------------------	---	---	----	----	---	----	----	---	----	----	----	----	----

<b>Multiples of 4</b>	4	32	12	28	40	0	16	36	20	44	24	48	8
-----------------------	---	----	----	----	----	---	----	----	----	----	----	----	---

<b>Multiples of 5</b>	40	5	35	0	45	20	30	10	25	55	50	60	15
-----------------------	----	---	----	---	----	----	----	----	----	----	----	----	----

<b>Multiples of 10</b>	70	10	120	50	60	110	0	80	20	90	30	40	100
------------------------	----	----	-----	----	----	-----	---	----	----	----	----	----	-----

**A Bit Stuck?**  
**Fantastic facts**

0

1

2

3

4

5

6

7

8

9

**A Bit Stuck?**  
**Fantastic facts**

10

11

12



